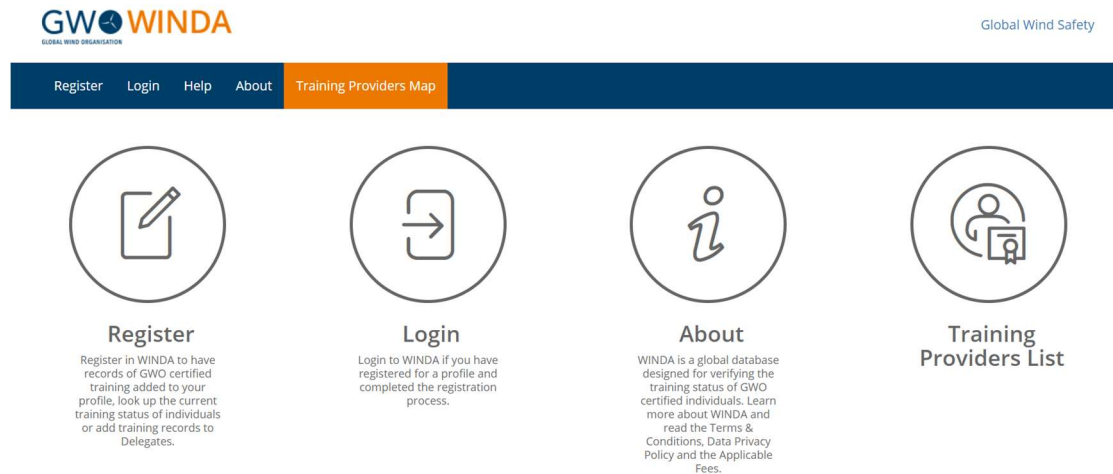


WINDA ID 註冊指南

1. 第一次申請 WINDA ID 請選擇 Register



GW WINDA
GLOBAL WIND ORGANISATION


Global Wind Safety

Register Login Help About Training Providers Map




Register

Register in WINDA to have records of GWO certified training added to your profile, look up the current training status of individuals or add training records to Delegates.




Login

Login to WINDA if you have registered for a profile and completed the registration process.



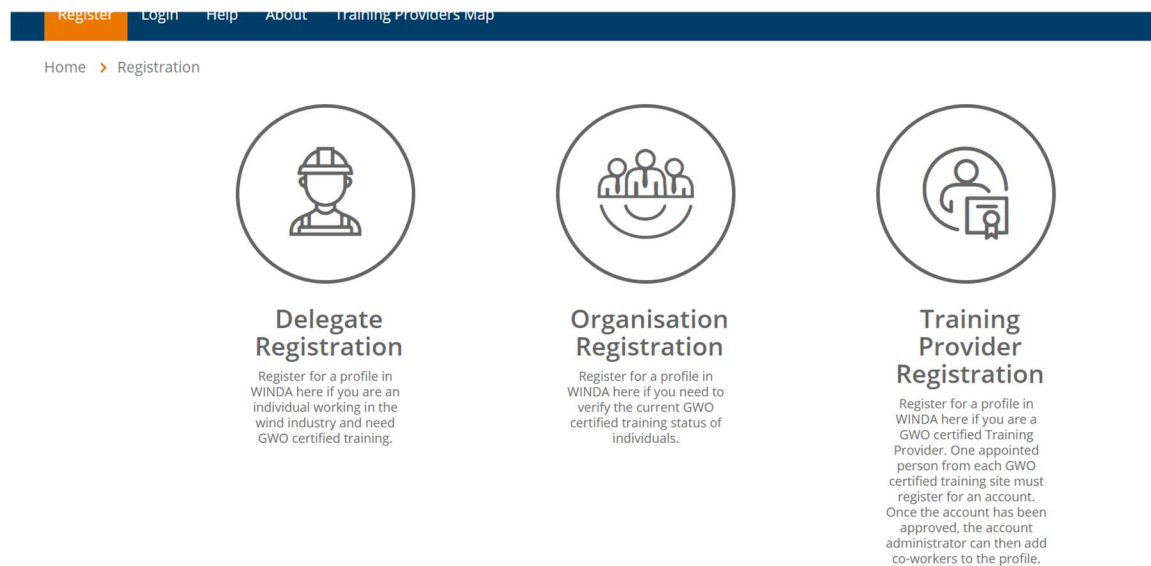
About

WINDA is a global database designed for verifying the training status of GWO certified individuals. Learn more about WINDA and read the Terms & Conditions, Data Privacy Policy and the Applicable Fees.




Training Providers List

2. 學員請選擇 Delegate Registration




Register Login Help About Training Providers Map

Home > Registration




Delegate Registration

Register for a profile in WINDA here if you are an individual working in the wind industry and need GWO certified training.



Organisation Registration

Register for a profile in WINDA here if you need to verify the current GWO certified training status of individuals.



Training Provider Registration

Register for a profile in WINDA here if you are a GWO certified Training Provider. One appointed person from each GWO certified training site must register for an account. Once the account has been approved, the account administrator can then add co-workers to the profile.

3. 請按資訊欄填寫個人資料，姓名請填入和護照上顯示的英文名字。確認電子郵件信箱、選擇國籍以及勾選最後兩項同意使用條款及隱私權政策。

Email address

Important: We strongly recommend that you sign up for a Delegate profile with your personal email address so that your WINDA profile will follow you through your career. You can only sign up for one profile/account per email address.

Is this your personal private email address?

Yes - this is my personal private email address

No - this is my work email address

No - this is a shared email address

Nationality

I accept the [Terms and Conditions](#)

I accept the [Data Privacy Policy](#)

REGISTRATION

4. 請到所填 EMAIL，將會看到一封確認信，按下連結後，將會導入回 WINDA 網站，請輸入想要設定的密碼兩次並按確定，並記住此密碼，此密碼為以後登入的密碼。

5. 請至 My Profile 查看自己的 WINDA ID，並填寫至團體報名表上。